




Australian Government

Department of Families, Housing,
Community Services and Indigenous Affairs

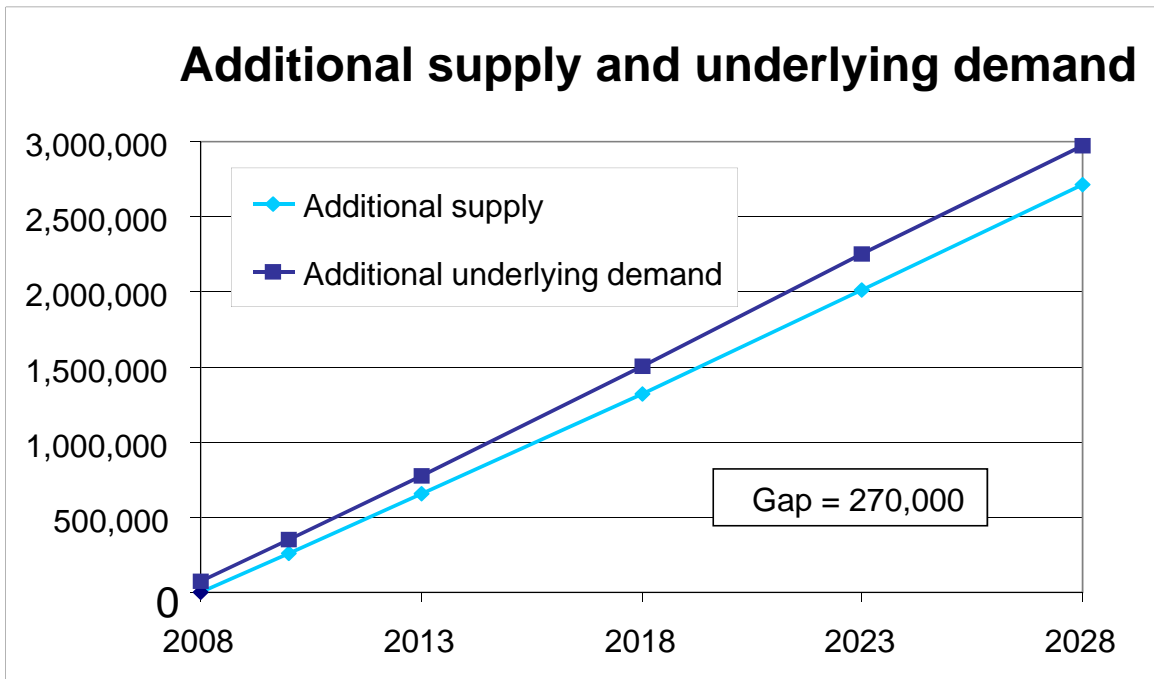
A line graph is plotted on a light blue grid background. The line starts at the bottom left, rises to a peak, then falls to a trough, and finally rises sharply towards the top right corner of the grid.

6th National Housing Conference 2009

Improving the lives of Australians



Demand and Supply Gap - Dwellings Next 20 years to 2028

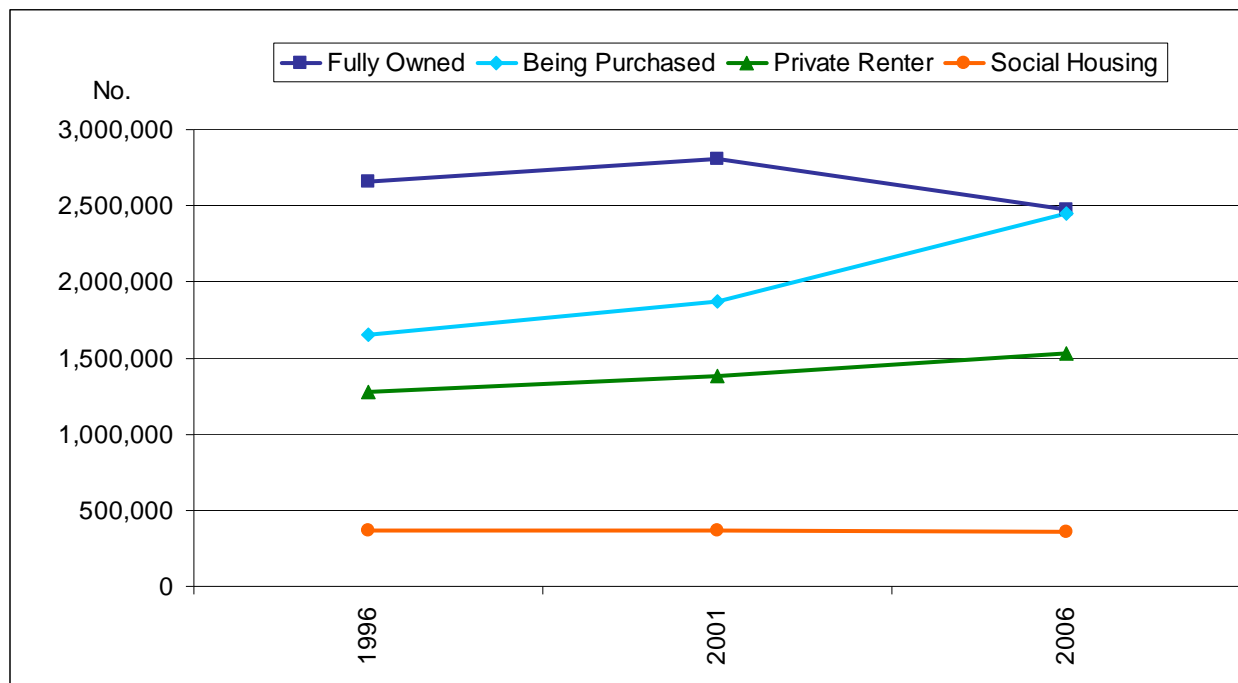


NB Compares low household growth projection with medium growth in supply projection

Source: NHSC (2009)



Housing tenure

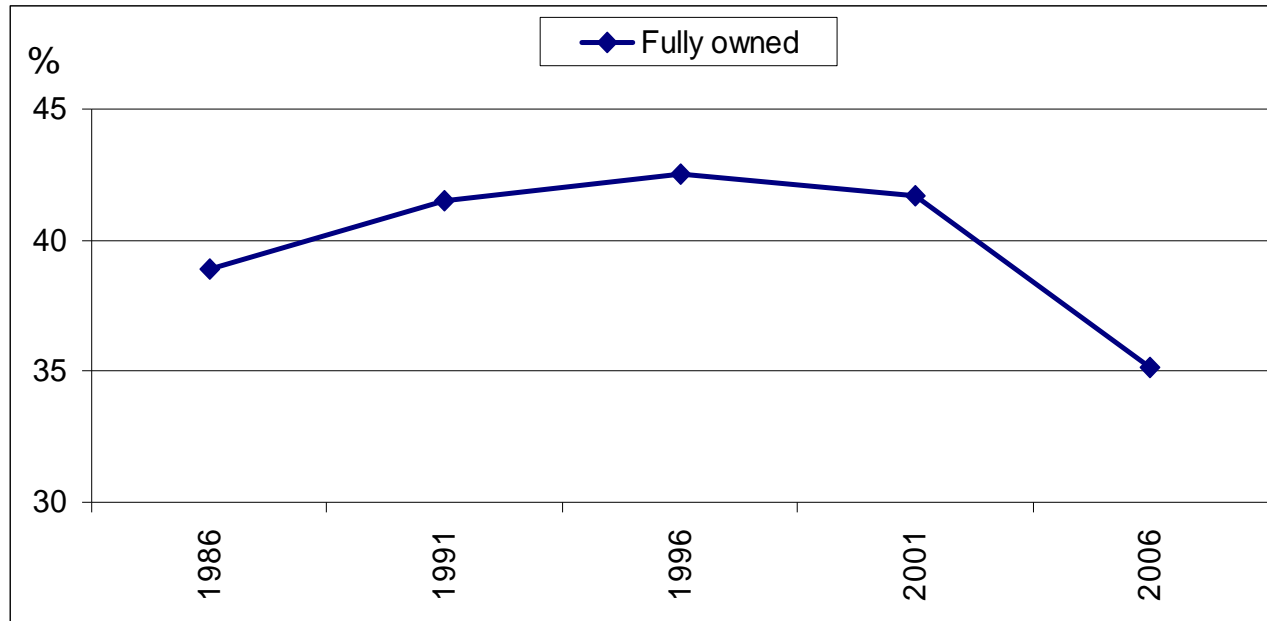


Source: ABS, 2006 Census, Community Series Profile: Time Series Profile 2003.0

Office of Housing – 6th National Housing Conference 2009



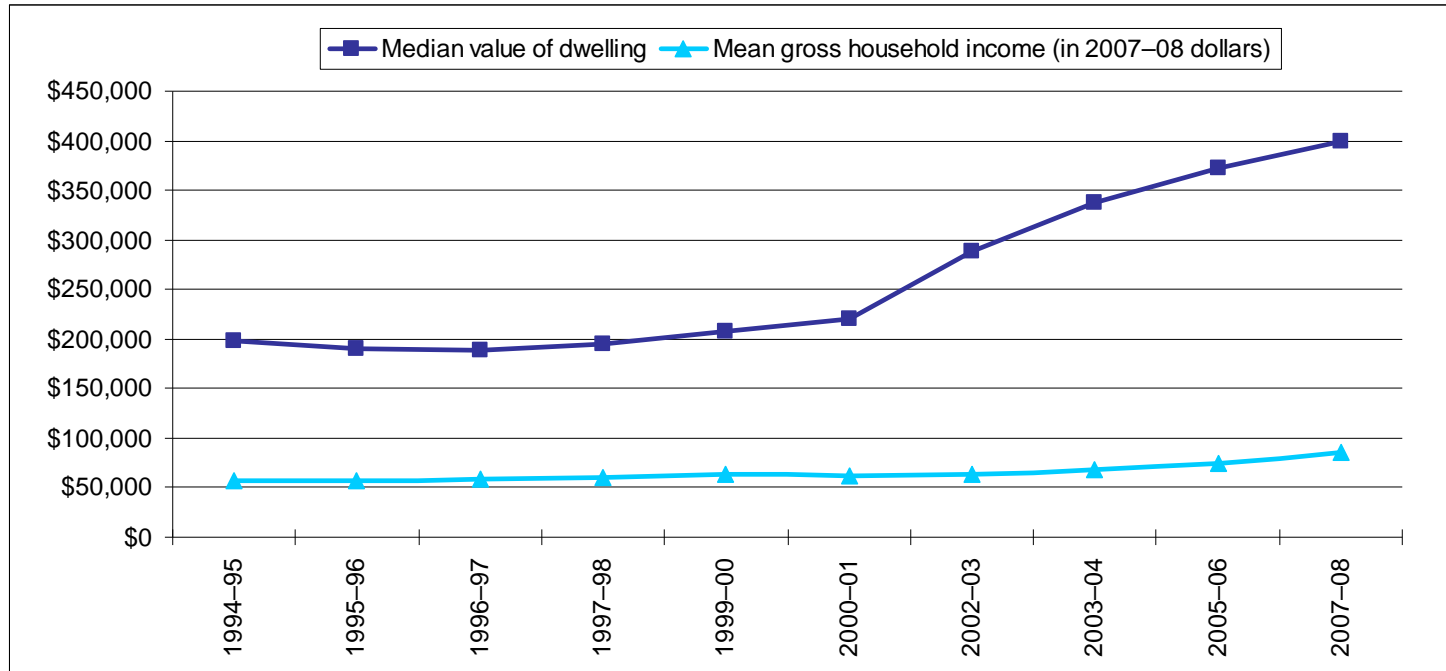
Home ownership over the past 20 years (fully owned dwellings)



Sources: ABS, 1986 Census, 2102.0, Cross-classified characteristics of persons and dwellings
ABS, 2001 Census, Census tables, 2068.0, Tenure type and dwelling type by dwellings, time series profile'
ABS, 2006 Census, Census tables, 2068.0, 'Tenure type and dwelling type by dwelling structure for time series'



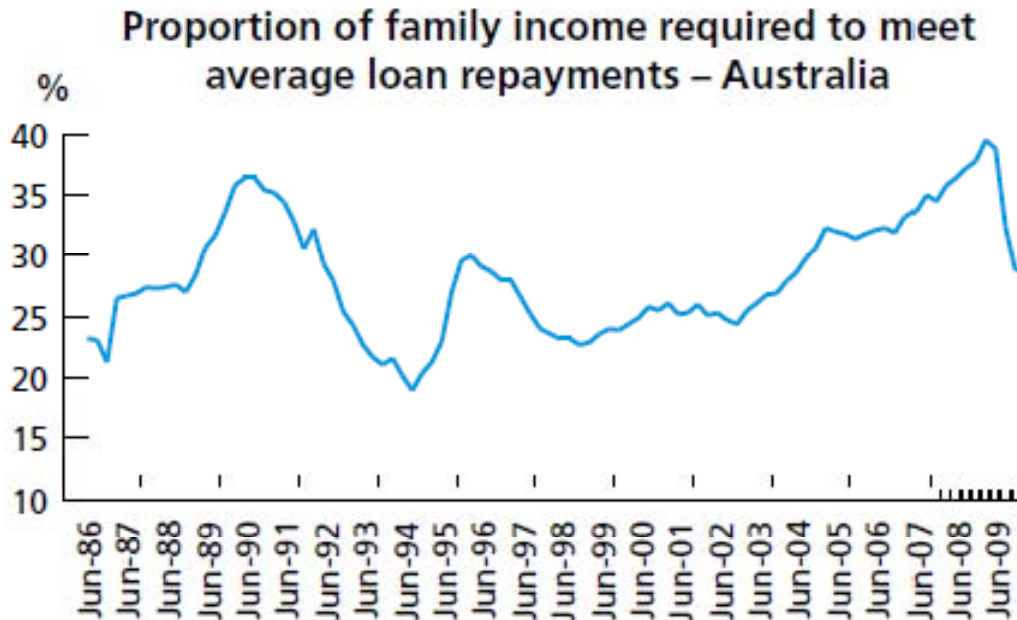
Dwelling Value/Annual income



Source: ABS, Housing Occupancy and Costs, 2007-08, 4130.0



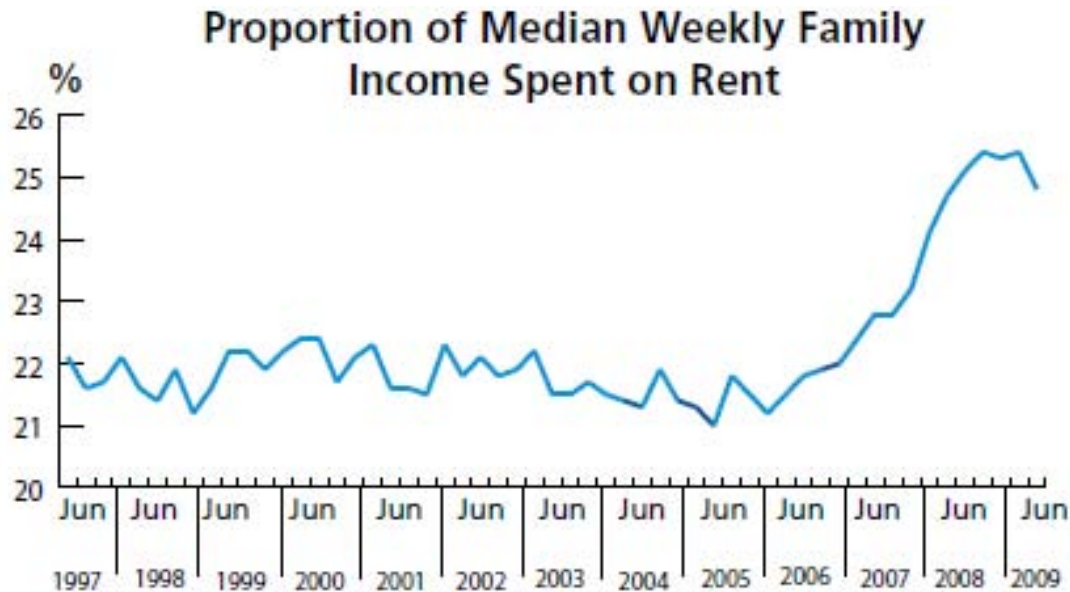
Proportion of family income required to meet average loan repayments - Australia



Source: REIA Housing Affordability Report, June 2009 Quarter



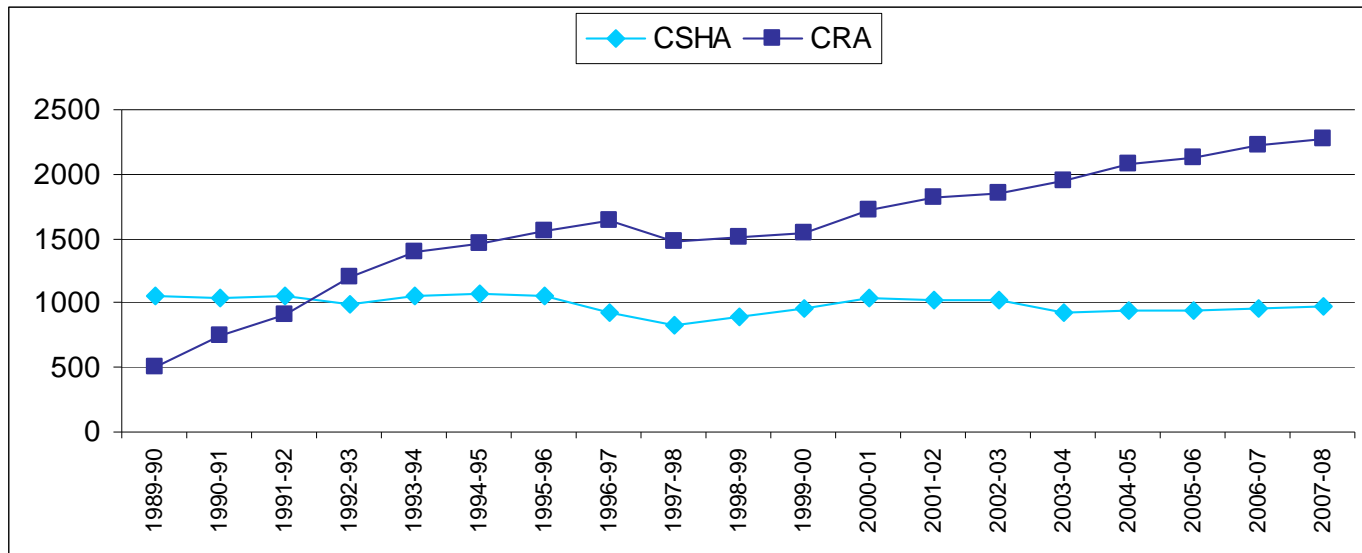
Proportion of Median Weekly Family Income Spent on Rent



Source: REIA Housing Affordability Report, June 2009 Quarter



Commonwealth expenditure on CSHA and CRA





Current Government Initiatives

- National Affordable Housing Agreement - \$6.2 billion
- National Partnership Agreements
 - Social Housing - \$400 million
 - Homelessness (including A Place to Call Home) - \$800 million
 - Remote Indigenous Housing \$5.5 billion
- Nation Building – Economic Stimulus Plan
 - Social Housing Initiative \$5.6 billion



Australian Government

Department of Families, Housing,
Community Services and Indigenous Affairs



Current Government Initiatives cont.

- National Rental Affordability Scheme - \$1 billion
- Housing Affordability Fund - \$512 million
- White Paper on Homelessness
- First Home Owner Boost - \$1.5 billion
- National Housing Supply Council
- Commonwealth Land Audit
- First Home Saver Accounts



Indigenous Housing

- Indigenous Australians:
 - 2.5% of the population but 9% of the homeless population
 - Households are 4.5 times more likely to be overcrowded
- The Strategic Indigenous Housing and Infrastructure Program – a joint investment with the Northern Territory Government is investing \$672 million:
 - 750 new houses
 - 230 rebuilds of existing houses
 - 2,500 refurbishments



Tax Reform

- The Review of Australia's Future Tax System (The Henry Review) is considering:
 - Commonwealth and State taxes
 - The provision of housing assistance
- Due to report to Government December 2009
- Government anticipated to release the report in early 2010



Conclusion

- The NAHA, National Partnership Agreements and The Nation Building Jobs Plan have set the agenda for the future of housing reform:
 - 25 reforms, 7 themes, drawn from 5 agreements

“A very real challenge in the near term is the following: how to ensure that the ready availability and low cost of housing finance is translated into more dwellings, not just higher prices.”

(Glenn Stevens, Governor of the Reserve Bank)